

Small Signal Switching Diodes

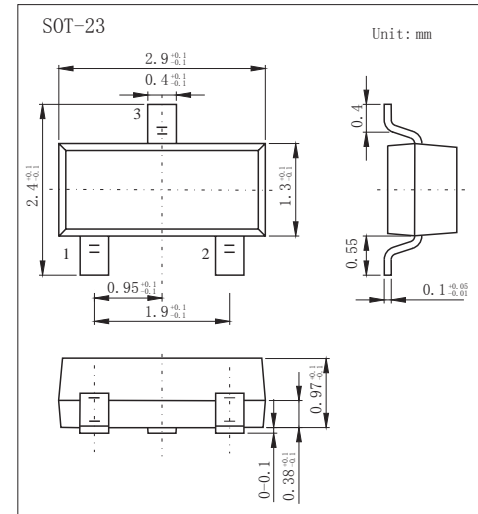
VOLTAGE RANGE: 50V
PEAK PULSE POWER: 225mW

FEATURES

- Fast Switching Speed
- Surface Mount Package Ideally Suited for Automatic Insertion
- For General Purpose Switching Applications
- High Conductance

MECHANICAL DATA

- Case: SOT-23 Small Outline Plastic Package
- Polarity: Color band denotes cathode end
- Mounting Position: Any



MAXIMUM RATINGS AND CHARACTERISTICS

@ 25°C Ambient Temperature (unless otherwise noted)

Parameter	Symbol	Value	Unit
Non-Repetitive Peak Reverse Voltage	V_{RM}	50	V
DC Blocking Voltage	V_R	50	V
Average Rectified Output Current	I_O	200	mA
Non-Repetitive Peak Forward Surge Current @t=8.3ms	I_{FSM}	2.0	A
Power Dissipation	P_D	225	mW
Thermal Resistance From Junction to Ambient	$R_{\theta JA}$	556	°C/W
Junction Temperature	T_J	150	°C
Storage Temperature Range	T_{STG}	-55~+150	°C

Electrical Specification ($T_A=25@25^\circ\text{C}$ unless otherwise specified)

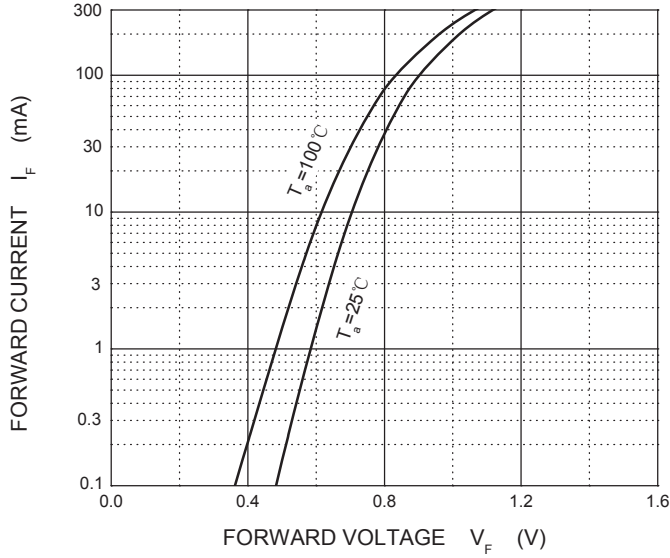
Parameter	Symbol	Test conditions	Min	Max	Unit
Reverse breakdown voltage	$V_{(BR)}$	$I_R=5\mu\text{A}$	50		V
Reverse voltage leakage current	I_R	$V_R=50\text{V}$		0.1	μA
Forward voltage	V_F	$I_F=100\text{mA}$		1	V
Diode Capacitance	C_D	$V_R=0, f=1\text{MHz}$		2	pF
Reveres recovery time	t_{rr}	$I_F=I_R=10\text{mA}, R_L=100\Omega,$ $I_{rr}=0.1 \times I_R$		4	ns

Marking: JA

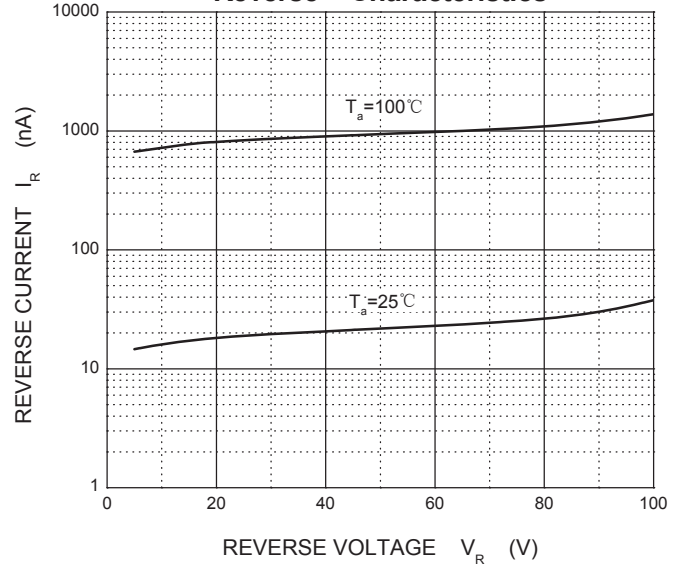


RATINGS AND CHARACTERISTIC CURVES

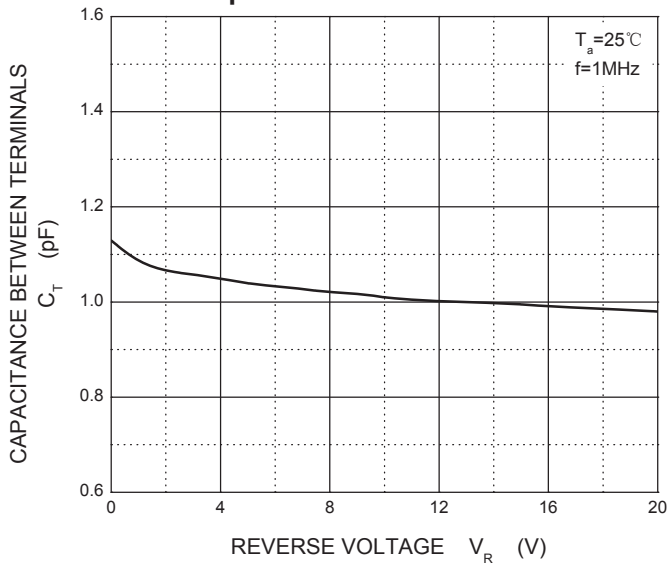
Forward Characteristics



Reverse Characteristics



Capacitance Characteristics



Power Derating Curve

